



## AGENDA

**REGULAR MEETING OF THE BOARD OF DIRECTORS  
LA PUENTE VALLEY COUNTY WATER DISTRICT  
112 N. FIRST STREET, LA PUENTE, CALIFORNIA  
MONDAY, SEPTEMBER 28, 2020 AT 5:30 PM**

**TELECONFERENCE ACCESS:** Pursuant to Executive Order N-29-20 issued by Governor Newsom in response to the COVID-19 pandemic as a precaution to protect staff, our constituents, and elected officials, the La Puente Valley County Water District will hold its Board meeting via teleconference or the most rapid means of communication available at the time.

**PHONE NUMBER: (669) 900-9128**

**MEETING ID: 875 4438 1259#**

**1. CALL TO ORDER**

**2. PLEDGE OF ALLEGIANCE**

**3. ROLL CALL OF BOARD OF DIRECTORS**

President Hernandez \_\_\_\_ Vice President Hastings \_\_\_\_ Director Barajas \_\_\_\_

Director Escalera \_\_\_\_ Director Rojas \_\_\_\_

**4. PUBLIC COMMENT**

Anyone wishing to discuss items on the agenda or pertaining to the District may do so now. The Board may allow additional input during the meeting. A five-minute limit on remarks is requested.

**5. ADOPTION OF AGENDA**

Each item on the Agenda shall be deemed to include an appropriate motion, resolution or ordinance to take action on any item. Materials related to an item on this agenda submitted after distribution of the agenda packet are available for public review at the District office, located at the address listed above.

**6. APPROVAL OF CONSENT CALENDAR**

There will be no separate discussion of Consent Calendar items as they are considered to be routine by the Board of Directors and will be adopted by one motion. If a member of the Board, staff, or public requests discussion on a particular item, that item will be removed from the Consent Calendar and considered separately.

A. Approval of Minutes of the Regular Meeting of the Board of Directors held on September 14, 2020.

B. Approval of Attendance to San Gabriel Basin Water Quality Authority's Online Webinar on October 1, 2020.

## **7. FINANCIAL REPORTS**

- A. Summary of the District's Cash and Investments as of August 31, 2020.

**Recommendation:** Receive and File.

- B. Statement of District's Revenue and Expenses as of August 31, 2020.

**Recommendation:** Receive and File.

- C. Statement of the Industry Public Utilities Water Operations Revenue and Expenses as of August 31, 2020.

**Recommendation:** Receive and File.

## **8. ACTION / DISCUSSION ITEMS**

- A. Review and Approve the District's 2020 Newsletter.

**Recommendation:** Approve the District's 2020 Newsletter and Direct Staff to Mail to all District Customers.

- B. Consideration of the Easement and Facilities Agreement between the La Puente Valley County Water District and the Jeanette and David Hwang Family Limited Partnership.

**Recommendation:** Authorize the General Manager to Execute a Final Draft of the Easement and Facilities Agreement between the District and the Jeanette and David Hwang Family Limited Partnership Contingent Upon District Counsel Review and Approval.

## **9. OPERATIONS AND MAINTENANCE SUPERINTENDENT'S REPORT**

**Recommendation:** Receive and File.

## **10. GENERAL MANAGER'S REPORT**

## **11. OTHER ITEMS**

## **12. ATTORNEY'S COMMENTS**

## **13. BOARD MEMBER COMMENTS**

- A. Report on Events Attended.

- B. Other Comments.

## **14. FUTURE AGENDA ITEMS**

## **15. CLOSED SESSION – PERSONNEL MATTER (GOVT. CODE § 54957)**

PUBLIC EMPLOYMENT: General Manager

## **16. REPORT ON CLOSED SESSION**

## **17. ADJOURNMENT**

**POSTED:** Friday, September 25, 2020

President Henry P. Hernandez, Presiding.

Any qualified person with a disability may request a disability-related accommodation as needed to participate fully in this public meeting. In order to make such a request, please contact Mr. Greg Galindo, Board Secretary, at (626) 330-2126 in sufficient time prior to the meeting to make the necessary arrangements.

**Note:** Agenda materials are available for public inspection at the District office or visit the District's website at [www.lapuentewater.com](http://www.lapuentewater.com).



**MINUTES OF THE REGULAR MEETING OF  
THE BOARD OF DIRECTORS OF THE  
LA PUENTE VALLEY COUNTY WATER DISTRICT  
FOR MONDAY, SEPTEMBER 14, 2020 AT 5:30 PM**

**1. CALL TO ORDER**

President Hernandez called the meeting to order at 5:32 p.m.

**2. PLEDGE OF ALLEGIANCE**

President Hernandez led the meeting in the Pledge of Allegiance.

**3. ROLL CALL OF THE BOARD OF DIRECTORS**

President Hernandez	Vice President Hastings	Director Barajas	Director Escalera	Director Rojas
Present Via Teleconference	Present Via Teleconference	Present Via Teleconference	Present Via Teleconference	Present Via Teleconference

**OTHERS PRESENT**

**Staff and Counsel:** General Manager & Board Secretary, Gregory Galindo; Office Manager, Gina Herrera; Customer Support & Accounting Clerk, Vanessa Koyama; Operations & Maintenance Superintendent, Paul Zampiello and District Counsel, James Ciampa all present via teleconference.

**Public:** A member of the public called in.

**4. PUBLIC COMMENTS**

No comments from the Public.

**5. ADOPTION OF AGENDA**

Motion: Adopt Agenda as Presented.

1st: Director Rojas

2nd: President Hernandez

	<b>President Hernandez</b>	<b>Vice President Hastings</b>	<b>Director Barajas</b>	<b>Director Escalera</b>	<b>Director Rojas</b>
<b>Vote</b>	Yes	Yes	Yes	Yes	Yes

Motion carried by a vote of: 5 Yes, 0 No, 0 Abstain.

**6. APPROVAL OF CONSENT CALENDAR**

Motion: Approve Consent Calendar as Presented.

1st: Director Escalera

2nd: Director Barajas

	<b>President Hernandez</b>	<b>Vice President Hastings</b>	<b>Director Barajas</b>	<b>Director Escalera</b>	<b>Director Rojas</b>
<b>Vote</b>	Yes	Yes	Yes	Yes	Yes

Motion carried by a vote of: 5 Yes, 0 No, 0 Abstain.

## 7. ACTION / DISCUSSION ITEMS

### A. Consideration to Declare the District's Obsolete ISEP Treatment System as Surplus Equipment.

Mr. Galindo summarized his staff report that provided the background, summary and recommended action for Items 7. A., B. & C. He explained that it was necessary to first declare the District's obsolete ISEP Treatment System as surplus to then have the system demolished to make way for the District's new Nitrate treatment system. After some discussion a motion was made by President Hernandez.

Motion: Declare the District's ISEP Treatment System as Surplus Equipment.

1st: President Hernandez

2nd: Director Rojas

	<b>President Hernandez</b>	<b>Vice President Hastings</b>	<b>Director Barajas</b>	<b>Director Escalera</b>	<b>Director Rojas</b>
<b>Vote</b>	Yes	Yes	Yes	Yes	Yes

Motion carried by a vote of: 5 Yes, 0 No, 0 Abstain.

### B. Consideration of Quote from Titan Consolidated Industries Inc. for the Demolition and Removal of the District's Obsolete ISEP Treatment System.

Mr. Galindo provided some information on the contractor that was recommended to remove the obsolete ISEP Treatment System and on the demolition process.

Motion: Authorize the General Manager to Proceed with the Work as Quoted by Titan Consolidated Industries Inc. for a Not to Exceed Price of \$92,400.

1st: President Hernandez

2nd: Vice President Hastings

	<b>President Hernandez</b>	<b>Vice President Hastings</b>	<b>Director Barajas</b>	<b>Director Escalera</b>	<b>Director Rojas</b>
<b>Vote</b>	Yes	Yes	Yes	Yes	Yes

Motion carried by a vote of: 5 Yes, 0 No, 0 Abstain.

### C. Consideration of Quote from Hunter Electric Service for the Removal of Obsolete Electrical Equipment to Prepare for the Demolition and Removal of the District's Obsolete ISEP Treatment System.

Mr. Galindo discussed the proposed quote from Hunter Electric for the removal of the electrical equipment as the first step in removing the obsolete ISEP Treatment System.

Motion: Authorize the General Manager to Proceed with the Work as Quoted by Hunter Electric Service for a Not to Exceed Price of \$14,289.44.

1st: President Hernandez

2nd: Director Escalera

	<b>President Hernandez</b>	<b>Vice President Hastings</b>	<b>Director Barajas</b>	<b>Director Escalera</b>	<b>Director Rojas</b>
<b>Vote</b>	Yes	Yes	Yes	Yes	Yes

Motion carried by a vote of: 5 Yes, 0 No, 0 Abstain.

**D. Consideration and Possible Action to Add a New Position for the District.**

Mr. Galindo summarized his staff report on this item and explained that he developed a new General Manager’s Work Plan that more clearly outlined the District’s current and future organizational, operational, and capital projects priorities. He added that the Work Plan identified an extensive list of duties and functions relative to the capital improvement projects administration, operation of the BPOU, PVOU, and Industry Public Utilities, in addition to the daily operational functions of the District’s water supply and treatment systems, regulatory mandates, meeting all customer service needs, and ensuring the effective administration and governance of the District. He added that there was a need to add the position of Assistant General Manager – Engineering and Operations for the District as well as to provide a clear succession plan for the position of the General Manager. Mr. Galindo reported that he discussed these needs with President Hernandez and the President created an ad hoc committee and assigned himself and Director Escalera to the committee. He added that the ad hoc committee met on September 10<sup>th</sup> to discuss the potential action and directed him to take an action to the Board to consider. Mr. Galindo explained how the new position will be funded and how it fits into the District’s financial plan. He presented a proposed organizational chart with the proposed position and a proposed job description for the position, which included a proposed salary range. Mr. Galindo presented a table listing salary range comparisons from similar type public water agencies that supported the proposed salary range. Mr. Galindo also presented the District’s salary schedule with the proposed Assistant General Manager – Engineering and Operations position included.

President Hernandez asked about the process for filling the position and Mr. Galindo stated that he was recruiting a certain individual for the position. Director Rojas inquired on the succession plan need for the General Manager and the need for this position. Mr. Galindo responded that due to the complexity of the District’s contractual obligations it was his opinion that if he were to depart from the District that his replacement should come from within the agency and should be very familiar with the District’s operations, its compliance requirements, the contractual obligations and improvement needs. In addition, he stated that any transition should be smooth with limited impact on projects, staff and of course the Board. Mr. Rojas asked about the timeframe to bring someone on board. Mr. Galindo replied he would like to bring someone on in the very near term. President Hernandez asked about the experience requirements of the position and if the candidate has the experience required. Mr. Galindo explained that the potential candidate will meet the requirements listed in the job description.

After some more discussion regarding the funding for the position a motion was made by Director Rojas.

Motion: Approve the creation of an Assistant General Manager – Engineering and Operations position and corresponding salary range and further authorize me to proceed with recruitment to

fill the position that includes an offer within the approved salary range, a \$500 monthly auto allowance, and an annual vacation accrual not to exceed four weeks.

1st: Director Rojas

2nd: Director Barajas

	<b>President Hernandez</b>	<b>Vice President Hastings</b>	<b>Director Barajas</b>	<b>Director Escalera</b>	<b>Director Rojas</b>
<b>Vote</b>	Yes	Yes	Yes	Yes	Yes

Motion carried by a vote of: 5 Yes, 0 No, 0 Abstain.

## **8. GENERAL MANAGER'S REPORT**

Mr. Galindo reported on a meeting he had with Geosyntec, the engineering firm that designed the PVOU IZ Treatment Facility and he also updated the Board on various DDW permit amendments that District will need to submit. No action was taken.

## **9. OTHER ITEMS**

### **A. Information Items.**

Included in Board Packet

## **10. ATTORNEY'S COMMENTS**

Mr. Ciampa reported on some legislative items that may impact the District. He stated that there were no noteworthy laws that would have an impact on the District that passed at the end of the legislative session.

## **11. BOARD MEMBER COMMENTS**

### **A. Other Comments**

Mr. Escalera wanted to close the meeting in the memory of Mr. Dan Holloway, a longtime City of La Puente Council Member. Mr. Rojas also commented on his passing and his fond memories with Mr. Holloway.

## **12. FUTURE AGENDA ITEMS**

## **13. CLOSED SESSION 6:21 p.m.**

### **A. CONFERENCE WITH LEGAL COUNSEL – ANTICIPATED LITIGATION.**

Initiation of litigation pursuant to paragraph (4) of subdivision (d) of Government Code Section 54956.9.

One Case.

## **14. CLOSED SESSION REPORT 6:33 p.m.**

Board met in closed session and the Board was briefed on the facts and circumstances of the matter and no reportable action was taken.

## **15. ADJOURNMENT**

President Hernandez adjourned the meeting at 6:35 p.m.

Attest:

---

Henry P. Hernandez, President

---

Greg B. Galindo, Secretary





**Summary of Cash and Investments**  
**August 2020**

**La Puente Valley County Water District**

Investments	Interest Rate (Apportionment Rate)	Beginning Balance	Receipts/ Change in Value	Disbursements/ Change in Value	Ending Balance
Local Agency Investment Fund	0.850%	\$ 2,361,799.60	\$ 600,000.00	-	\$ 2,961,799.60
<b>Checking Account</b>					
Well Fargo Checking Account (per General Ledger)		\$ 1,294,656.45	\$ 485,923.36	\$ 1,061,073.76	\$ 719,506.05
<b>District's Total Cash and Investments:</b>					<b>\$ <u>3,681,305.65</u></b>

**Industry Public Utilities**

Checking Account	Beginning Balance	Receipts	Disbursements	Ending Balance
Well Fargo Checking Account (per General Ledger)	\$ 1,044,405.72	\$ 238,829.00	\$ 116,597.61	\$ 1,166,637.11
<b>IPU's Total Cash and Investments:</b>				<b>\$ <u>1,166,637.11</u></b>

I certify that; (1) all investment actions executed since the last report have been made in full compliance with the Investment Policy as set forth in Resolution No. 237 and, (2) the District will meet its expenditure obligations for the next six (6) months.

, General Manager

Date: 9.18.2020

Greg B. Galindo

**La Puente Valley County Water District (Treatment Plant Included)**  
**Statement of Revenues and Expenses**  
**For the Period Ending August 31, 2020**  
(Unaudited)

	LPVCWD YTD 2020	TP YTD 2020	COMBINED YTD 2020	COMBINED BUDGET 2020	67% OF BUDGET	COMBINED 2019 YE
Total Operational Rate Revenues	\$ 1,458,252	\$ -	\$ 1,458,252	\$ 2,265,900	64%	\$ 2,150,204
Total Operational Non-Rate Revenues	737,189	788,118	1,525,307	2,588,800	59%	\$ 2,143,472
Total Non-Operating Revenues	220,621	-	220,621	329,700	67%	452,773
<b>TOTAL REVENUES</b>	<b>2,416,062</b>	<b>788,118</b>	<b>3,204,180</b>	<b>5,184,400</b>	<b>62%</b>	<b>4,746,449</b>
Total Salaries & Benefits	1,164,129	189,567	1,353,696	2,126,800	64%	1,958,279
Total Supply & Treatment	557,794	511,943	1,069,737	1,824,900	59%	1,689,769
Total Other Operating Expenses	103,865	73,776	177,641	475,300	37%	335,935
Total General & Administrative	160,580	12,832	173,412	456,500	38%	339,880
<b>TOTAL EXPENSES</b>	<b>1,986,368</b>	<b>788,118</b>	<b>2,774,486</b>	<b>4,883,500</b>	<b>57%</b>	<b>4,323,864</b>
<b>TOTAL OPERATIONAL INCOME</b>	<b>429,695</b>	<b>-</b>	<b>429,695</b>	<b>300,900</b>	<b>143%</b>	<b>422,585</b>
Capital Improvements	(1,819,383)	-	(1,819,383)	(3,745,000)	49%	(564,463)
Capital Outlay	-	-	-	(120,000)	0%	(34,402)
<b>TOTAL CAPITAL</b>	<b>(1,819,383)</b>	<b>-</b>	<b>(1,819,383)</b>	<b>(3,865,000)</b>	<b>47%</b>	<b>(598,864)</b>
<b>INCOME (AFTER CAPITAL EXP.)</b>	<b>(1,389,689)</b>	<b>-</b>	<b>(1,389,689)</b>	<b>(3,564,100)</b>	<b>39%</b>	<b>(176,279)</b>
Capital Reimbursement (OU Projects)	150,000	-	150,000	600,000	25%	150,000
Grant Revenue	-	-	-	305,000	0%	-
Loan Proceeds	1,489,539	-	1,489,539	3,000,000	50%	-
Loan Repayment (Principal & Int.)	(75,488)	-	(75,488)	-	-	-
Issuance Costs	(11,000)	-	(11,000)	-	0%	-
<b>PROJECTED CHANGE IN CASH</b>	<b>163,363</b>	<b>-</b>	<b>163,363</b>	<b>340,900</b>	<b>48%</b>	<b>(26,279)</b>
Contributed Capital	-	-	-	-	-	320,192
Add Back Capitalized Assets	1,819,383	-	1,819,383	3,865,000	47%	598,864
Less Depreciation Expense	(253,333)	(120,000)	(373,333)	(560,000)	67%	(512,951)
Less OPEB & Pension Liability Expense	-	-	-	(10,000)	0%	-
<b>NET INCOME (LOSS)</b>	<b>\$ 1,729,413</b>	<b>\$ (120,000)</b>	<b>\$ 1,609,413</b>	<b>\$ 3,635,900</b>	<b>44%</b>	<b>\$ 379,825</b>

**La Puente Valley County Water District**  
**Statement of Revenues and Expenses**  
**For the Period Ending August 31, 2020**  
**(Unaudited)**

	AUGUST 2020	YTD 2020	2020 ANNUAL BUDGET	67% OF BUDGET	YEAR END 2019
<b>Operational Rate Revenues</b>					
Water Sales	\$ 191,717	\$ 892,300	\$ 1,405,000	64%	\$ 1,327,414
Service Charges	64,640	477,637	712,000	67%	671,651
Surplus Sales	3,880	36,918	50,000	74%	53,504
Customer Charges	250	8,471	33,900	25%	36,133
Fire Service	9,249	42,431	64,000	66%	60,881
Misc. Income - Customer	-	496	1,000	50%	620
<b>Total Operational Rate Revenues</b>	<b>269,737</b>	<b>1,458,252</b>	<b>2,265,900</b>	<b>64%</b>	<b>2,150,204</b>
<b>Operational Non-Rate Revenues</b>					
Management Fees	-	282,137	432,200	65%	265,926
PVOU Service Fees (Labor)	-	4,654	93,000	5%	10,667
BPOU Service Fees (Labor)	25,389	189,567	295,000	64%	288,379
IPU Service Fees (Labor)	60,300	450,398	715,800	63%	696,375
Other O & M Fees	-	-	7,500	0%	-
<b>Total Operational Non-Rate Revenues</b>	<b>85,689</b>	<b>926,756</b>	<b>1,543,500</b>	<b>60%</b>	<b>1,261,347</b>
<b>Non-Operational Revenues</b>					
Taxes & Assessments	8,550	148,395	220,000	67%	283,793
Rental Revenue	3,793	20,143	38,000	53%	37,119
Interest Revenue	-	20,945	50,000	42%	75,155
Market Value Adjustment	-	-	-	N/A	8,596
Miscellaneous Income	418	29,333	16,700	176%	26,409
Developer Fees	-	1,804	5,000	36%	21,701
<b>Total Non-Operational Revenues</b>	<b>12,761</b>	<b>220,621</b>	<b>329,700</b>	<b>67%</b>	<b>452,773</b>
<b>TOTAL REVENUES</b>	<b>368,187</b>	<b>2,605,629</b>	<b>4,139,100</b>	<b>63%</b>	<b>3,864,323</b>
<b>Salaries &amp; Benefits</b>					
Total District Wide Labor	108,297	812,068	1,267,700	64%	1,164,013
Directors Fees & Benefits	8,123	68,079	118,200	58%	111,494
Benefits	26,226	204,917	317,300	65%	290,544
OPEB Payments	3,616	78,929	158,800	50%	145,854
Payroll Taxes	8,422	65,242	98,800	66%	91,023
Retirement Program Expense	13,282	124,461	166,000	75%	155,352
<b>Total Salaries &amp; Benefits</b>	<b>167,967</b>	<b>1,353,696</b>	<b>2,126,800</b>	<b>64%</b>	<b>1,958,279</b>
<b>Analysis Purposes Only:</b>					
<i>Offsetting Revenue</i>	<b>(85,689)</b>	<b>(644,619)</b>	<b>(1,103,800)</b>	<b>58%</b>	<b>(995,421)</b>
<i>District Labor Net Total</i>	<b>82,278</b>	<b>709,078</b>	<b>1,023,000</b>	<b>69%</b>	<b>962,858</b>
<b>Supply &amp; Treatment</b>					
Purchased & Leased Water	153	195,107	483,800	40%	480,906
Power	17,569	104,801	167,900	62%	151,166
Assessments	6,782	252,901	276,700	91%	246,512
Treatment	395	1,776	9,500	19%	2,976
Well & Pump Maintenance	-	3,209	38,500	8%	65,555
<b>Total Supply &amp; Treatment</b>	<b>24,900</b>	<b>557,794</b>	<b>976,400</b>	<b>57%</b>	<b>947,115</b>

**La Puente Valley County Water District**  
**Statement of Revenues and Expenses**  
**For the Period Ending August 31, 2020**  
**(Unaudited)**

	<b>AUGUST 2020</b>	<b>YTD 2020</b>	<b>2020 ANNUAL BUDGET</b>	<b>67% OF BUDGET</b>	<b>YEAR END 2019</b>
<b>Other Operating Expenses</b>					
General Plant	619	14,568	56,300	26%	40,101
Transmission & Distribution	1,684	20,981	94,700	22%	65,164
Vehicles & Equipment	1,019	13,683	31,500	43%	23,206
Field Support & Other Expenses	2,894	33,523	66,500	50%	46,750
Regulatory Compliance	1,094	21,110	57,000	37%	40,273
<b>Total Other Operating Expenses</b>	<b>7,310</b>	<b>103,865</b>	<b>306,000</b>	<b>34%</b>	<b>215,495</b>
<b>General &amp; Administrative</b>					
District Office Expenses	3,968	29,183	63,100	46%	59,217
Customer Accounts	2,255	18,855	25,000	75%	23,085
Insurance	-	28,944	67,900	43%	69,094
Professional Services	2,257	59,985	125,000	48%	84,412
Training & Certification	114	3,734	42,500	9%	43,447
Public Outreach & Conservation	54	4,987	33,000	15%	8,159
Other Administrative Expenses	2,888	14,894	72,500	21%	33,434
<b>Total General &amp; Administrative</b>	<b>11,536</b>	<b>160,580</b>	<b>429,000</b>	<b>37%</b>	<b>320,848</b>
<b>TOTAL EXPENSES</b>	<b>211,714</b>	<b>2,175,935</b>	<b>3,838,200</b>	<b>57%</b>	<b>3,441,738</b>
<b>TOTAL OPERATIONAL INCOME</b>	<b>156,474</b>	<b>429,695</b>	<b>300,900</b>	<b>143%</b>	<b>422,585</b>
<b>Capital Improvements</b>					
Fire Hydrant Repair/Replacements	(2,288)	(5,580)	(5,000)	112%	(5,880)
Service Line Replacements	-	(10,973)	(20,000)	55%	(45,609)
Valve Replacements	-	(11,251)	(15,000)	75%	(27,390)
Meter Read Collection System	(3,310)	(3,310)	(25,000)	13%	-
SCADA Improvements	-	-	(125,000)	0%	-
Ferrero Lane & Rorimer St. Improvements	-	-	(65,000)	0%	-
LP-CIWS Interconnection (Ind. Hills)	-	-	(75,000)	0%	-
Hudson Plant Improvements	-	-	(375,000)	0%	-
Well No.5 Rehab (Design)	-	-	(30,000)	0%	(192,036)
Nitrate Treatment System	(11,090)	(88,998)	(1,130,000)	8%	(95,066)
Phase 1 - Recycled Water System	(55,638)	(1,699,272)	(1,880,000)	90%	(1,666)
<b>Total Capital Improvements</b>	<b>(72,326)</b>	<b>(1,819,383)</b>	<b>(3,745,000)</b>	<b>49%</b>	<b>(564,463)</b>

**La Puente Valley County Water District**  
**Statement of Revenues and Expenses**  
**For the Period Ending August 31, 2020**  
**(Unaudited)**

	<b>AUGUST 2020</b>	<b>YTD 2020</b>	<b>2020 ANNUAL BUDGET</b>	<b>67% OF BUDGET</b>	<b>YEAR END 2019</b>
<b>Capital Outlay</b>					
Truck(s)	-	-	(110,000)	0%	(34,402)
Other Equipment	-	-	(5,000)	0%	-
IT Equipment	-	-	(5,000)	0%	-
<b>Total Capital Outlay</b>	-	-	<b>(120,000)</b>	<b>0%</b>	<b>(34,402)</b>
<b>TOTAL CAPITAL</b>	<b>(72,326)</b>	<b>(1,819,383)</b>	<b>(3,865,000)</b>	<b>47%</b>	<b>(598,864)</b>
<b>INCOME (AFTER CAPITAL EXP.)</b>	<b>84,147</b>	<b>(1,389,689)</b>	<b>(3,564,100)</b>	<b>39%</b>	<b>(176,279)</b>
<b>Funding &amp; Debt Repayment</b>					
Capital Reimbursement (OU Projects)	-	150,000	600,000	25%	150,000
Grant Revenue	-	-	305,000	0%	-
Loan Proceeds	-	1,489,539	3,000,000	50%	-
Issuance Costs	-	(11,000)	-	N/A	-
Loan Repayment - Interest	(12,876)	(12,876)	-	N/A	-
Loan Repayment - Principal	(62,612)	(62,612)	-	N/A	-
<b>CASH DIFFERENCE</b>	<b>8,660</b>	<b>163,363</b>	<b>340,900</b>	<b>48%</b>	<b>(26,279)</b>
Contributed Capital	-	-	-	N/A	320,192
Add Back Capitalized Assets	72,326	1,819,383	3,865,000	47%	598,864
Less Depreciation Expense	(31,667)	(253,333)	(380,000)	67%	(378,494)
Less OPEB Expense - Not Funded	-	-	(10,000)	0%	-
<b>NET INCOME (LOSS)</b>	<b>\$ 49,319</b>	<b>\$ 1,729,413</b>	<b>\$ 3,815,900</b>	<b>45%</b>	<b>\$ 514,283</b>

**Treatment Plant**  
**Statement of Revenues and Expenses**  
**For the Period Ending August 31, 2020**  
**(Unaudited)**

	AUGUST 2020	YTD 2020	2020 ANNUAL BUDGET	67% OF BUDGET	YEAR END 2019
<b>Non-Rate Operational Revenues</b>					
Reimbursements from CR's	46,424	598,551	\$ 1,340,300	45%	882,126
Miscellaneous Income	-	-	-	N/A	-
<b>Total Non-Rate Operational Revenues</b>	<b>46,424</b>	<b>598,551</b>	<b>1,340,300</b>	<b>45%</b>	<b>882,126</b>
<b>Salaries &amp; Benefits</b>					
<i>BPOU TP Labor (1)</i>	25,389	189,567	295,000	64%	-
Contract Labor	-	-	-	N/A	-
<b>Total Salaries &amp; Benefits</b>	<b>25,389</b>	<b>189,567</b>	<b>295,000</b>	<b>64%</b>	<b>-</b>
<b>Supply &amp; Treatment</b>					
NDMA, 1,4-Dioxane Treatment	4,439	171,538	201,000	85%	168,733
VOC Treatment	-	4,602	-	N/A	26,698
Perchlorate Treatment	2,003	131,633	351,500	37%	311,926
Other Chemicals	1,325	8,044	53,000	15%	21,626
Treatment Plant Power	29,530	136,256	195,000	70%	164,422
Treatment Plant Maintenance	176	49,213	48,000	103%	29,196
Well & Pump Maintenance	1,153	10,656	-	N/A	20,052
<b>Total Supply &amp; Treatment</b>	<b>38,626</b>	<b>511,943</b>	<b>848,500</b>	<b>60%</b>	<b>742,654</b>
<b>Other Operating Expenses</b>					
General Plant	1,401	20,192	35,000	58%	17,438
Transmission & Distribution	-	-	-	N/A	5,250
Vehicles & Equipment	1,015	8,230	9,300	88%	11,018
Field Support & Other Expenses	-	166	15,000	1%	22
Regulatory Compliance	5,383	45,188	110,000	41%	86,712
<b>Total Other Operating Expenses</b>	<b>7,799</b>	<b>73,776</b>	<b>169,300</b>	<b>44%</b>	<b>120,440</b>
<b>General &amp; Administrative</b>					
District Office Expenses	-	-	2,500	0%	-
Insurance	-	5,565	10,000	56%	10,362
Professional Services	-	7,267	15,000	48%	8,670
<b>Total General &amp; Administrative</b>	<b>-</b>	<b>12,832</b>	<b>27,500</b>	<b>47%</b>	<b>19,032</b>
<b>TOTAL EXPENSES</b>	<b>71,814</b>	<b>788,118</b>	<b>1,340,300</b>	<b>59%</b>	<b>882,126</b>
<b>TOTAL EXPENSES (Minus Labor)</b>	<b>46,424</b>	<b>598,551</b>	<b>1,045,300</b>	<b>57%</b>	<b>882,126</b>
<b>TOTAL OPERATIONAL INCOME</b>	<b>-</b>	<b>-</b>	<b>-</b>		<b>-</b>
Depreciation Expense	(15,000)	(120,000)	(180,000)	67%	(134,458)
<b>Total Non-Cash Items (Dep. &amp; OPEB)</b>	<b>(15,000)</b>	<b>(120,000)</b>	<b>(180,000)</b>	<b>67%</b>	<b>(134,458)</b>
<b>NET INCOME (LOSS)</b>	<b>\$ (15,000)</b>	<b>\$ (120,000)</b>	<b>\$ (180,000)</b>	<b>67%</b>	<b>(134,458)</b>

(1) The labor expense depicted here is the amount of labor billed to the BPOU in which the District receives reimbursement which is shown on on the District's Statement of Revenues and Expenses as operational non-rate revenue (BPOU Service Fees).

**INDUSTRY PUBLIC UTILITIES - WATER OPERATIONS**  
**Statement of Revenue and Expenses Summary**  
For the Period Ending August 31, 2020  
(Unaudited)

	AUGUST 2020	FISCAL YTD 2020-21	BUDGET 2020-21	17% OF BUDGET	FY END 2019-20
Total Operational Revenues	\$ 102,188	\$ 322,905	\$ 1,999,300	16%	\$ 1,871,073
Total Non-Operational Revenues	-	-	57,500	0%	44,057
<b>TOTAL REVENUES</b>	<b>102,188</b>	<b>322,905</b>	<b>2,056,800</b>	<b>16%</b>	<b>1,915,129</b>
Total Salaries & Benefits	60,300	122,446	706,400	17%	645,754
Total Supply & Treatment	24,704	42,803	735,700	6%	797,588
Total Other Operating Expenses	7,552	24,680	254,000	10%	160,713
Total General & Administrative	5,587	8,452	323,600	3%	259,901
Total Other & System Improvements	5,744	10,921	122,800	9%	145,714
<b>NET OPERATING INCOME (LOSS)</b>	<b>103,887</b>	<b>209,301</b>	<b>2,142,500</b>	<b>10%</b>	<b>2,009,670</b>
<b>OPERATING INCOME</b>	<b>(1,698)</b>	<b>113,603</b>	<b>(85,700)</b>		<b>(94,541)</b>
<b>NET INCOME (LOSS)</b>	<b>\$ (1,698)</b>	<b>\$ 113,603</b>	<b>\$ (85,700)</b>		<b>\$ (94,541)</b>

# INDUSTRY PUBLIC UTILITIES - WATER OPERATIONS

## Statement of Revenue and Expenses

For the Period Ending August 31, 2020

(Unaudited)

	AUGUST 2020	FISCAL YTD 2020-21	BUDGET 2020-21	17% OF BUDGET	FY END 2019-20
<b>Operational Revenues</b>					
1 Water Sales	\$ 61,652	\$ 212,623	\$ 1,228,500	17%	\$ 1,135,989
2 Service Charges	37,368	93,611	645,800	14%	617,389
3 Customer Charges	-	165	18,000	1%	14,850
4 Fire Service	3,169	16,505	107,000	15%	102,845
5 <i>Total Operational Revenues</i>	<b>102,188</b>	<b>322,905</b>	<b>1,999,300</b>	<b>16%</b>	<b>1,871,073</b>
<b>Non-Operational Revenues</b>					
6 Contamination Reimbursement	-	-	40,000	0%	44,057
7 Developer Fees	-	-	2,500	0%	-
8 Miscellaneous Income	-	-	15,000	0%	-
9 <i>Total Non-Operational Revenues</i>	-	-	<b>57,500</b>	<b>0%</b>	<b>44,057</b>
10 <b>TOTAL REVENUES</b>	<b>102,188</b>	<b>322,905</b>	<b>2,056,800</b>	<b>16%</b>	<b>1,915,129</b>
<b>Salaries &amp; Benefits</b>					
11 Administrative Salaries	17,480	36,190	211,000	17%	206,059
12 Field Salaries	21,947	43,626	243,000	18%	209,989
13 Employee Benefits	11,793	23,999	152,000	16%	131,644
14 Pension Plan	6,397	13,208	63,000	21%	63,217
15 Payroll Taxes	2,683	5,424	30,400	18%	27,988
16 Workman's Compensation	-	-	7,000	0%	6,858
17 <i>Total Salaries &amp; Benefits</i>	<b>60,300</b>	<b>122,446</b>	<b>706,400</b>	<b>17%</b>	<b>645,754</b>
<b>Supply &amp; Treatment</b>					
18 Purchased Water - Leased	-	-	261,100	0%	373,001
19 Purchased Water - Other	1,248	2,607	24,500	11%	17,027
20 Power	16,838	32,783	131,300	25%	124,327
21 Assessments	6,618	6,618	281,800	2%	235,093
22 Treatment	-	-	7,000	0%	5,471
23 Well & Pump Maintenance	-	795	30,000	3%	42,669
24 <i>Total Supply &amp; Treatment</i>	<b>24,704</b>	<b>42,803</b>	<b>735,700</b>	<b>6%</b>	<b>797,588</b>
<b>Other Operating Expenses</b>					
25 General Plant	208	1,786	55,000	3%	7,276
26 Transmission & Distribution	1,969	14,197	85,000	17%	55,856
27 Vehicles & Equipment	-	-	36,000	0%	31,328
28 Field Support & Other Expenses	2,040	4,902	40,000	12%	32,298
29 Regulatory Compliance	3,335	3,795	38,000	10%	33,956
30 <i>Total Other Operating Expenses</i>	<b>7,552</b>	<b>24,680</b>	<b>254,000</b>	<b>10%</b>	<b>160,713</b>



# INDUSTRY PUBLIC UTILITIES - WATER OPERATIONS

## Statement of Revenue and Expenses

For the Period Ending August 31, 2020

(Unaudited)

	AUGUST 2020	FISCAL YTD 2020-21	BUDGET 2020-21	17% OF BUDGET	FY END 2019-20
<b>General &amp; Administrative</b>					
31 Management Fee	-	-	195,100	0%	191,320
32 Office Expenses	2,859	3,491	30,000	12%	21,009
33 Insurance	-	-	15,000	0%	12,843
34 Professional Services	195	520	35,000	1%	4,990
35 Customer Accounts	2,248	3,924	30,000	13%	22,170
36 Public Outreach & Conservation	14	27	15,000	0%	2,761
37 Other Administrative Expenses	272	490	3,500	14%	4,807
38 <i>Total General &amp; Administrative</i>	<b>5,587</b>	<b>8,452</b>	<b>323,600</b>	<b>3%</b>	<b>259,901</b>
<b>Other Exp. &amp; System Improvements (Water Ops Fund)</b>					
39 Fire Hydrant Repair/Replace	-	-	6,300	0%	9,543
40 Service Line Replacements	-	-	30,000	0%	38,073
41 Valve Replacements & Installations	-	-	19,500	0%	9,003
42 Meter Read Collection System	3,310	3,310	12,000	0%	-
43 SCADA Improvements	-	-	30,000	0%	-
44 Water Rate Study	-	-	-	0%	40,989
45 Groundwater Treatment Facility Feas. Study	2,434	7,611	25,000	0%	48,107
46 <i>Total Other &amp; System Improvements</i>	<b>5,744</b>	<b>10,921</b>	<b>122,800</b>	<b>9%</b>	<b>145,714</b>
47 <b>TOTAL EXPENSES</b>	<b>103,887</b>	<b>209,301</b>	<b>2,142,500</b>	<b>10%</b>	<b>2,009,670</b>
48 <b>NET OPERATING INCOME (LOSS)</b>	<b>(1,698)</b>	<b>113,603</b>	<b>(85,700)</b>		<b>(94,541)</b>



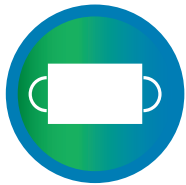
## Your Rate Dollars Hard at Work

Our customers come first and keeping you informed of important projects, programs and initiatives that affect your water and your rates is a top priority for La Puente Valley County Water District. We are committed to providing regular updates to transparently tell the story of where we are investing your dollars to ensure a reliable source of water for years to come.

Throughout our newsletter, you'll learn more about the important initiatives that are underway.

### FOR MORE INFORMATION

on all these projects and to learn more about our District, visit [LaPuenteWater.com](http://LaPuenteWater.com).



## Safely Serving Our Community During COVID-19

We're taking action to support the health and safety of our customers and team

The Coronavirus (COVID-19) pandemic has presented many challenges, but it hasn't changed La Puente Valley County Water District's mission to provide our customers with high quality water and courteous, responsive customer service at the most reasonable cost.

For more than 96 years, we've provided services that are essential to sustaining life and health. Our commitment to you, our customer, has remained strong as we've adapted to the changing conditions and challenges facing our community through the decades.

Today, we are proud to continue to adapt and innovate as we provide safe, reliable service to you. Here are a few of the changes we've made with safety and service in mind.

### ENSURING SAFE, RELIABLE WATER SERVICE

COVID-19 has no impact on the quality or supply of your drinking water. To ensure continuity of water delivery, we worked with our vendors to prioritize the delivery of vital supplies.

### WORKING SAFELY

Staff critical to operations and maintenance will continue to report to work, with modified work shifts and social distancing measures in place.

### TEMPORARY OFFICE CLOSURE

We have temporarily closed our office to the public until further notice to protect both staff and customers. Customer service remains available by phone at 626-330-2126.

### SUPPORTING CUSTOMERS FACING FINANCIAL HARDSHIP

To ensure that all our customers have access to safe, clean water, we've temporarily suspended late charges and water shutoffs for nonpayment to help support customers facing financial challenges during the pandemic. Staff will continue to read meters and generate water bills during this time. We are asking customers to continue to make payments towards their account to avoid a large payment due when the suspension of water shutoffs is lifted. Please contact our office with any questions regarding your account.

### SAFE, CONVENIENT PAYMENT OPTIONS

The following payment options are available to all customers:

- Pay online at [www.lapuentewater.com](http://www.lapuentewater.com)
- Pay by phone at 626.330.2126
- Place your payment in the drop box at our office 112 N. 1st Street La Puente, CA 91744
- Mail a check to P.O Box 3136, La Puente, CA 91744



# Commitment to Affordable Rates

Customers on average pay 34% less than neighboring communities

At La Puente Valley County Water District, we strive to deliver high quality water at the most reasonable cost. We're delighted to report that our customers pay about 34 percent less than customers in neighboring communities, on average.

In fact, we offer some of the lowest water rates in the San Gabriel Valley. For example, the cost of an average monthly bill for our customers is \$43, while the average for other water providers is \$58.

California law dictates that public water agencies can only charge customers the actual cost it takes to deliver water to your tap. Each water provider has its own unique set of variables that factor into the cost of services, including water sources and delivery systems.

We are proud to keep our costs low through careful management and efficient systems and services. Although we can't guarantee that our rates will always be this low, we can promise that we will continue to work each day to fulfill our commitment to affordable rates and safe, reliable service.

La Puente Valley County Water District has been serving our customers for more than 96 years. We look forward to providing the necessary water resources to sustain our thriving community long into the future.

## Investing in Local Water Supply Projects

The District is proactively tackling projects to ensure a local, reliable source of water for years to come.

### Recycled Water Project

**Status:** The project began in late 2019 and will be completed in December 2020.

**Cost:** \$2,000,000

The project will deliver 55-acre feet of local recycled water for irrigation use. Additionally, it will aid in reducing the need for imported water for groundwater replenishment. This will help maintain the cost of water for our customers as it reduces our need for higher-priced imported water.

### Banbridge Pump Station Project

**Status:** Completed in early 2019

**Project Cost:** \$220,000

The District rehabilitated an aging, inefficient pump station by replacing the pumping system to improve the reliability of service in its Service Zone 3.

### 5th Street Waterline Improvement Project

**Status:** Completed in August 2019

**Project Cost:** \$187,000

The District installed approximately 600 feet of 12-inch waterline to improve reliability and fire flow capacity on 5th Street and Workman Avenue.

### District's Well No. 5 Rehabilitation Project

**Status:** Completed in January 2020

**Project Cost:** \$180,000

The District is currently in the process of replacing the pumping equipment in its Well No. 5, which is the District's primary source of supply. This project will extend the life of the well and improve the efficiency of the pumping equipment. During this project, the District will rely on its other wells to meet the water supply needs of our customers.



# Now Playing: District's Water Videos

There's a lot of work that goes into delivering clean, reliable water to your tap 24/7, and LPVCWD gives you a behind-the-scenes look at where our water comes from, how we treat our water before it reaches your home and how we determine the cost of our water in two new videos now available at [LaPuenteWater.com](http://LaPuenteWater.com).



## Commitment to Water Quality

LPVCWD relies on local groundwater for our water supply. A top priority for our District is ensuring this groundwater is safely tested and treated to meet some of the highest water quality standards in the world.

During the past several years, LPVCWD has made significant strides in cleaning up the groundwater in the San Gabriel Valley using stringent standards set forth by the U.S. Environmental Protection Agency.

The final groundwater treatment area is the Puente Valley Operable Unit (PVOU). The PVOU consists of three sub-projects: the Shallow

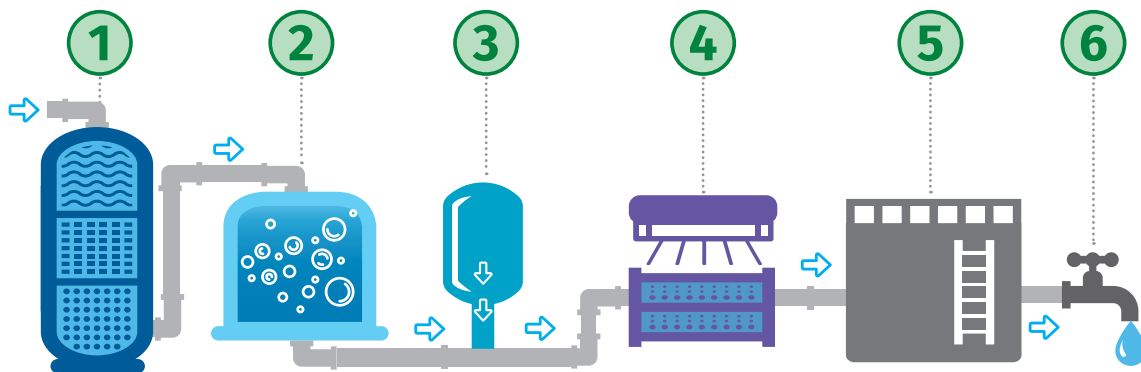
Zone North, Shallow Zone South and the Intermediate Zone (which is the most critical in preventing migration of water contaminants).

Once the \$23.5 million project is complete in 2021, the District will conduct testing of the new facility and complete its permitting process with the CA Department of Water Resources Division of Drinking Water (DDW) and will distribute water from this facility to neighboring Suburban Water Systems as well as District customers.

## HOW IT WORKS

Water from this facility will be treated through reverse osmosis – making history as the first drinking water treatment system in the San Gabriel Valley to do so – as well as with treatment technologies already in place at other LPVCWD facilities.

## HOW WE TREAT YOUR WATER



1. Air Stripping Towers remove VOCs to below detection levels.
2. A single pass ion exchange system uses resin specifically manufactured to remove perchlorate.
3. A hydrogen peroxide injection system injects hydrogen peroxide in preparation for the UV reactors.
4. UV reactors treat for NDMA and 1, 4-Dioxane.
5. Water exiting the facility is chlorinated to provide a disinfectant residual in the water system.
6. Treated water then enters the water system and is delivered to your home.

For more information about water quality and our treatment process visit [lapuentewater.com](http://lapuentewater.com)





## BOARD OF DIRECTORS

Henry P. Hernandez, President  
David Hastings, Vice President  
Cesar J. Barajas, Director  
John P. Escalera, Director  
William R. Rojas, Director

## BOARD MEETINGS

2nd and 4th Monday  
5:30 p.m.  
112 N. First Street, La Puente

## CONNECT WITH US

-  Office Hours:  
Monday through Thursday: 8 a.m. to 5 p.m.  
Friday: 7:30 a.m. to 3:30 p.m.
-  Phone: 626-330-2126
-  Email: [service@lapuentewater.com](mailto:service@lapuentewater.com)
-  Website: [LaPuenteWater.com](http://LaPuenteWater.com)

*Para obtener este boletín informativo en español,  
por favor llame al 626-330-2126.*



112 N. First Street  
La Puente, CA 91744  
(626) 330-2126  
[www.lapuentewater.com](http://www.lapuentewater.com)


PRSR STD  
U.S. POSTAGE  
PAID  
PALM DESERT CA  
PERMIT #149

# WATER EFFICIENCY PROGRAM\$ AVAILABLE



- HIGH-EFFICIENCY TOILETS
- HOUSE LINE RETRO FIT
- HIGH-EFFICIENCY WASHING MACHINES
- WEATHER-BASED IRRIGATION CONTROLLERS
- ROTATING WATER NOZZLES
- TURF REMOVAL

Visit [LaPuenteWater.com](http://LaPuenteWater.com) for full details.



## **EASEMENT AND FACILITIES AGREEMENT**

This Easement and Facilities Agreement (“Agreement”) is entered into as of \_\_\_\_\_, 2020 (the “Effective Date”), between La Puente Valley County Water District, a county water district formed under Division 12 of the California Water Code (“DISTRICT”) and Jeanette and David Hwang Family Limited Partnership (“OWNER”). DISTRICT and OWNER are individually referred to in this Agreement as a “Party”, and collectively as the “Parties.”

### **RECITALS**

A. DISTRICT is a county water district established pursuant to California Water Code Section 30000 et seq., which provides water service to residents and customers within its service area.

B. OWNER owns the real property situated at 525 Parriott Place in the City of Industry, California (the “Property”), on which is located an electrical transformer (the “Transformer”).

C. DISTRICT is constructing a recycled water system to provide recycled water to certain customers in its service area (the “System”). As a part of that System, the DISTRICT has constructed a pump station on Parriott Place near the Property (the “Pump Station”), and desires to have Southern California Edison (“SCE”) connect to the Transformer to provide electrical power to the Pump Station.

D. In order to connect the Pump Station to the Transformer, the DISTRICT must run electrical conduit and lines through a portion of the Property and needs to have SCE acquire an easement as described below for that conduit and lines.

E. In addition, SCE, which provides electrical service to the Property and Pump Station, desires to acquire the Transformer and take over the maintenance, repair and future liabilities concerning that Transformer.

F. OWNER is willing to grant SCE the subject easement and to convey the Transformer to SCE in accordance with the terms set forth herein.

NOW, THEREFORE, in consideration of the mutual agreements, provisions, and covenants contained in this Agreement, the Parties agree as follows:

### **I. GRANT OF EASEMENT AND OBLIGATIONS.**

A. Grant of Easement. OWNER shall grant to SCE a perpetual, permanent, non-exclusive easement (the “Easement”) over, under, across and upon the portion of the Property described in the Grant of Easement set forth as Exhibit “A” hereto, which is incorporated herein by this reference, to allow SCE to run the necessary electrical facilities to provide power to the Pump Station. This grant of the Easement shall include

rights for SCE to access a portion of the Property on a temporary basis in order to install the necessary facilities.

B. Consideration for Easement. As consideration for conveyance of the Easement to SCE and OWNER's other agreements set forth in this Agreement, DISTRICT shall pay OWNER the sum of thirty-six thousand dollars (\$36,000.00), upon receipt of this Agreement signed by OWNER, the Grant of Easement set forth in Exhibit "A" fully executed by OWNER, and the SCE Agreement for Installation and Conveyance of Facilities, attached hereto as Exhibit "B" and incorporated herein by this reference, signed by OWNER.

C. Damage to the Property. In the event the District or its facilities cause any damage to the Property, the DISTRICT, upon notice from the OWNER, will promptly commence and complete all necessary repairs to cure any such damage, at the DISTRICT's cost and expense, except to the extent such damage is caused by OWNER.

D. Prohibition against Interference with Easement. OWNER and its successors and assigns, shall not erect, place or maintain, nor permit the erection, placement, or maintenance of any building or other structure on the Easement, as specified in Exhibit "A" hereto. OWNER further agrees that it will not grant any other easement or easements on, under, over or across land within the Easement that unreasonably interfere(s), with the use herein.

## **II. CONVEYANCE OF TRANSFORMER.**

A. Conveyance of Transformer. For the consideration the DISTRICT shall provide under Section I.B, above, OWNER shall convey the Transformer to SCE by executing the Agreement for Installation and Conveyance of Facilities attached hereto as Exhibit "C." Upon that conveyance, title to the Transformer shall pass to SCE and OWNER shall have no further responsibility or liability resulting from OWNER's ownership of the Transformer.

B. Power Upgrade at Property. The DISTRICT shall pay the proportionate cost of any future upgrade of the Transformer that is necessary because the DISTRICT's electrical load causes the Transformer, in its current state, not to be able to meet the reasonable power load of the Property. For example, if the Property's power needs increase from the current load and the Transformer must provide an additional 500 amps of power, then, assuming the DISTRICT's average load is 100 amps, the DISTRICT would pay twenty percent (20%) of the cost because its need is only 100 amps of the additional 500 amps that are needed.

C. Correction of Power Supply Issues. If OWNER encounters a problem in obtaining power for the Property as a result of the DISTRICT's connecting to and use of the Transformer, the DISTRICT will use its best efforts to coordinate with SCE to rectify

any such problem. The DISTRICT shall pay any cost SCE imposes to correct any such problem.

### III. BINDING EFFECT; SUCCESSORS AND ASSIGNS

The easement granted by OWNER herein shall run with the Property and shall be binding upon OWNER its respective heirs, personal representatives, successors, transferees and assigns, or any person or entity having or acquiring any right, title or interest in the Property or portion thereof. This Agreement and all rights and obligations hereunder shall further bind any and all successors and assigns of the DISTRICT.

### IV. MISCELLANEOUS

A. Notice. Every notice or response to be served on the OWNER or DISTRICT must be in writing and will be deemed to have been duly given to the required party on the earlier of: (i) where there is personal delivery, the date of actual receipt; (ii) where delivered by national-recognized overnight courier, the date of confirmed delivery; or (iii) three (3) business days after having been posted in a properly sealed and correctly addressed envelope by certified or registered mail, postage prepaid, at a post office or branch thereof regularly maintained by the U.S. Postal Service. Such notices or responses shall be addressed as follows:

If to the OWNER:                      David Hwang  
    Jeanette and David Hwang  
    Family Limited Partnership  
    525 Parriott Place  
    Industry, CA 91744

If to DISTRICT:                         La Puente Valley County Water District  
    Attn: General Manager  
    112 N. First St.  
    La Puente, CA 91744

B. Governing Law; Venue. This Agreement will be governed and construed in accordance with the laws of the State of California without regard to the principles of conflicts of laws thereof. All actions and proceedings arising out of or relating to this Agreement will be heard and determined in the Superior Court of Los Angeles County, California, and the Parties hereby irrevocably submit to the exclusive jurisdiction of such courts in any such action or proceeding. If any action at law or suit in equity is brought to enforce or interpret the provisions of this Agreement, the prevailing party shall be entitled to reasonable attorneys' fees and all related costs, including costs of expert witnesses and consultants, as well as costs on appeal, in addition to any other relief to which it may be entitled.

C. Indemnification. The DISTRICT agrees to indemnify and hold harmless OWNER from and against, any and all liabilities, claims, actions, causes of action, proceedings, suits, damages, judgments, liens, levies, costs and expenses of whatever



nature, including reasonable attorneys' fees and disbursements (collectively, "Claims"), which the OWNER may suffer or incur or to which the OWNER may become subject by reason of or arising out of any negligent or willfully wrongful acts or omissions of DISTRICT, or its officers, employees, contractors or agents committed with respect to or arising from the installation, operation or use of any DISTRICT's facilities which results in damage to the Property, except to the extent that any such Claim results from the OWNER's negligent or intentional acts or omissions.

D. Insurance. DISTRICT shall maintain commercial general liability insurance and property damage coverage, in commercially reasonable amounts, with respect to its facilities, including the Pump Station.

E. Counterparts; Effectiveness. This Agreement may be executed in two or more consecutive counterparts, each of which will be an original, with the same effect as if the signatures thereto and hereto were upon the same instrument, and shall become effective when one or more counterparts have been signed by each of the Parties and delivered (by facsimile or otherwise) to the other Party.

F. Expenses. Except as otherwise provided in this Agreement each Party shall bear its own costs and expenses in connection with this Agreement and the respective obligations set forth herein.

G. Severability. If a court of competent jurisdiction finds any provision of this Agreement to be illegal, invalid or unenforceable, the Parties agree that such provision will be enforced to the maximum extent permissible so as to effect the intent of the Parties, and the validity, legality and enforceability of the remaining provisions of this Agreement will not in any way be affected or impaired thereby. If necessary, to effectuate the intent of the Parties, the Parties will negotiate in good faith to amend this Agreement to replace the unenforceable language with enforceable language that reflects such intent as closely as possible.

H. Entire Agreement. This Agreement constitutes the entire agreement between the Parties, and supersedes all other prior written and oral agreements and understandings between the Parties, with respect to the subject matter hereof.

I. Waiver. Unless agreed to in writing by the Parties, the waiver by a Party of any breach, violation, or default of a provision of this Agreement will not operate as a waiver of any subsequent breach, violation, or default of that or of any other provision of this Agreement. No extension of time for the performance of any obligation or act required by a Party hereunder will be deemed to be an extension of time for the performance of any other obligation or act.

J. Headings. Captions and section headings used in this Agreement are for convenience of the Parties only, are not a part of this Agreement, and will be given no substantive or interpretive effect whatsoever.

K. Amendment. This Agreement may only be amended by a written agreement signed by both Parties.

L. Authority. Each individual executing this Agreement on behalf of each respective Party acknowledges and warrants that: (i) it has full authority to execute this Agreement on behalf of such Party, (ii) this Agreement has been duly authorized and approved by such Party, and (iii) this Agreement constitutes a valid and binding obligation of such Party.

IN WITNESS WHEREOF, the Parties hereto have executed and delivered this Agreement, or caused it to be executed and delivered, as of the Effective Date.

**“OWNER”**

Jeanette and David Hwang  
Family Limited Partnership

By: \_\_\_\_\_  
David Hwang, General Partner

**“DISTRICT”**

La Puente Valley County Water District

By \_\_\_\_\_  
Greg Galindo, General Manager

**EXHIBIT A**

**AGREEMENT FOR INSTALLATION AND CONVEYANCE OF FACILITIES**

This AGREEMENT is made this \_\_\_\_\_ day of \_\_\_\_\_, \_\_\_\_\_, by and between JEANETTE AND DAVID HWANG FAMILY LIMITED PTNSHP, hereinafter called "Customer," and Southern California Edison Company, a corporation, hereinafter called "SCE".

1. SCE has requested Customer to furnish and install at PARRIOTT PL. 52' W 414' S/O DON JULIAN, INDUSTRY, the facilities specified below at a location on said property as designated by SCE.
2. Customer agrees, at Customer's expense, to furnish and install the facilities specified as follows:  
 PAD \_\_\_\_\_ SLAB \_\_\_\_\_ ENCLOSURE \_\_\_\_\_ OTHER Convey Facility.
3. Customer further agrees that immediately upon completion of said facilities and acceptance by SCE, title to each and every component thereof shall pass to SCE free and clear of all liens and encumbrances without further action upon the part of Applicant. Upon such conveyance, SCE agrees to pay to Customer SCE's estimated-installed cost of the facilities which is agreed to be \$0.00.
4. SCE shall have the right of ingress to and egress from Customer's premises and access to the facilities for operation and/or maintenance purposes.

<u>CUSTOMER</u>	<u>SOUTHERN CALIFORNIA EDISON COMPANY</u>
Signature	26-COVINA Division or District
525 Parriott Place, City of Industry, CA 91745 Service Address	Signature

ACCOUNTING DATA

W. O. Identity No. TD1678204    Work Order No. 6 \_\_\_\_\_ -- \_\_\_\_\_    AD412-U Ref. \_\_\_\_\_  
 Date Work Completed \_\_\_\_\_

MEMORANDUM OF FACILITIES INSTALLED BY THE CUSTOMER

Description	Assembly Unit	Quantity	Unit Cost	Amount
72"x94" Pad		1		\$ 0 00
1-4" Primary Duct from pad to P/L		179'		\$ 0 00
				\$ _____
				\$ _____
				\$ _____
Total Estimated Amount of Customer-Installed Facilities				\$ 0 00

Remarks Contract executed to record agreement for transfer of structure ownership only. No refund to be issued.

Prepared By Chris Peterson  
 Approved By \_\_\_\_\_

RECORDING REQUESTED BY

EXHIBIT B



SOUTHERN CALIFORNIA  
**EDISON**

An EDISON INTERNATIONAL Company

WHEN RECORDED MAIL TO  
**SOUTHERN CALIFORNIA EDISON COMPANY**

2 INNOVATION WAY, 2nd FLOOR  
POMONA, CA 91768

Attn: Title and Real Estate Services

SPACE ABOVE THIS LINE FOR RECORDER'S USE

SCE Doc. No.

**GRANT OF  
EASEMENT**

DOCUMENTARY TRANSFER TAX \$ NONE VALUE AND CONSIDERATION LESS THAN \$100.00)		DISTRICT Covina	SERVICE ORDER TD1678204	SERIAL NO.	MAP SIZE
SCE Company		FIM 118-4299-0	APPROVED:	BY	DATE
SIG. OF DECLARANT OR AGENT DETERMINING TAX	FIRM NAME	APN 8208-020-046	VEGETATION & LAND MANAGEMENT	SLS/BT	08/26/2020

JEANETTE AND DAVID HWANG FAMILY LP, a California limited partnership, (hereinafter referred to as "Grantor"), hereby grants to SOUTHERN CALIFORNIA EDISON COMPANY, a corporation, its successors and assigns (hereinafter referred to as "Grantee"), an easement and right of way to construct, use, maintain, operate, alter, add to, repair, replace, reconstruct, inspect and remove at any time and from time to time underground electrical supply systems and communication systems (hereinafter referred to as "systems"), consisting of wires, underground conduits, cables, vaults, manholes, handholes, and including above-ground enclosures, markers and concrete pads and other appurtenant fixtures and equipment necessary or useful for distributing electrical energy and for transmitting intelligence, data and/or communications (eg. through fiber optic cable), in, on, over, under, across and along that certain real property in the County of Los Angeles, State of California, described as follows:

TWO STRIPS OF LAND LYING WITHIN PARCEL 3 OF PARCEL MAP NO. 319, AS PER MAP FILED IN BOOK 314, PAGE 79 OF PARCEL MAPS, IN THE OFFICE OF THE COUNTY RECORDER OF SAID COUNTY, THE CENTERLINES OF SAID STRIPS ARE DESCRIBED AS FOLLOWS:

STRIP #1 (6.00 FEET WIDE)

**COMMENCING** AT THE WESTERLY TERMINUS OF THAT CERTAIN COURSE IN THE NORTHEASTERLY LINE OF SAID PARCEL 3, SHOWN AS "NORTH 71°10'27" WEST 165.43 FEET" ON SAID PARCEL MAP; THENCE ALONG SAID CERTAIN COURSE, SOUTH 71°10'27" EAST 68.76 FEET TO THE **TRUE POINT OF BEGINNING**; THENCE LEAVING SAID CERTAIN COURSE, SOUTH 18°49'33" WEST 14.00 FEET TO A POINT OF ENDING, SAID POINT HEREINAFTER REFERRED TO AS POINT "A".

STRIP #2 (14.00 FEET WIDE)

**COMMENCING** AT SAID POINT "A"; THENCE NORTH 71°10'27" WEST 1.64 FEET TO THE **TRUE POINT OF BEGINNING**; THENCE SOUTH 18°49'33" WEST 17.00 FEET TO A POINT OF ENDING.

THE AREA OF THE ABOVE-DESCRIBED STRIPS OF LAND CONTAIN AN AREA OF APPROXIMATELY 322 SQUARE FEET.

FOR SKETCH TO ACCOMPANY LEGAL DESCRIPTION, SEE EXHIBIT "A" ATTACHED HERETO AND MADE A PART HEREOF.

It is understood and agreed that the above description is approximate only, it being the intention of the Grantor(s) to grant an easement for said systems as constructed. The centerline of the easement shall be coincidental with the centerline of said systems as constructed in, on, over, under, across, and along the Grantor(s) property.

This legal description was prepared pursuant to Sec. 8730(c) of the Business & Professions Code.

Grantor further grants, bargains, sells and conveys unto the Grantee the right of assignment, in whole or in part, to others, without limitation, and the right to apportion or divide in whatever manner Grantee deems desirable, any one or more, or all, of the easements and rights, including but not limited to all rights of access and ingress and egress granted to the Grantee by this Grant of Easement.

Grantor agrees for himself, his heirs and assigns, not to erect, place or maintain, nor to permit the erection, placement or maintenance of any building, planter boxes, earth fill or other structures except walls and fences on the above described real property. The Grantee, and its contractors, agents and employees, shall have the right to trim or cut tree roots as may endanger or interfere with said systems and shall have free access to said systems and every part thereof, at all times, for the purpose of exercising the rights herein granted; provided, however, that in making any excavation on said property of the Grantor, the Grantee shall make the same in such a manner as will cause the least injury to the surface of the ground around such excavation, and shall replace the earth so removed by it and restore the surface of the ground to as near the same condition as it was prior to such excavation as is practicable.

EXECUTED this \_\_\_\_ day of \_\_\_\_\_, 20\_\_.

**GRANTOR**

JEANETTE AND DAVID HWANG FAMILY LP, a  
California limited partnership

\_\_\_\_\_  
Signature

\_\_\_\_\_  
Print Name

\_\_\_\_\_  
Title

A Notary Public or other officer completing this certificate verifies only the identity of the individual who signed the document to which this certificate is attached, and not the truthfulness, accuracy, or validity of that document.

State of California )

County of \_\_\_\_\_ )

On \_\_\_\_\_ before me, \_\_\_\_\_, a Notary Public, personally appeared

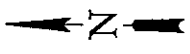
\_\_\_\_\_, who proved to me on the basis of satisfactory evidence to be the person(s) whose name(s) is/are subscribed to the within instrument and acknowledged to me that he/she/they executed the same in his/her/their authorized capacity(ies), and that by his/her/their signature(s) on the instrument the person(s), or the entity upon behalf of which the person(s) acted, executed the instrument.

I certify under PENALTY OF PERJURY under the laws of the State of California that the foregoing paragraph is true and correct.

WITNESS my hand and official seal.

Signature \_\_\_\_\_ (Seal)

# EXHIBIT "A"



PARRIOTT PLACE

POC  
STRIP #1

68.76'  
N71°10'27"W

STRIP #1  
6' WIDE

S18°49'33"W  
14.00'

S18°49'33"W  
17.00'

PT.  
"A"

N71°10'27"W  
1.64'

STRIP #2  
14' WIDE

TPOB  
STRIP #1

165.43'


POR.  
PARCEL 2

POR.  
PARCEL 2

PARCEL MAP NO. 319  
P.M.B. 314 / 79  
LOS ANGELES CO.

PARCEL 3

## LEGEND

 DENOTES SCE EASEMENT  
APPROX. AREA = 322 SQ. FT.

POC = POINT OF COMMENCEMENT

TPOB = TRUE POINT OF BEGINNING

SCE EASEMENT	
DSE801950639	TD1678204
SLS/BT	08/26/2020



# Memo



To: Honorable Board of Directors  
From: Paul Zampiendo, Operations & Maintenance Superintendent  
Date: September 28, 2020  
Re: Monthly Operations & Compliance Report

The following report summarizes La Puente Valley County Water District (LPVCWD) and City of Industry Waterworks System (CIWS) operational and compliance activities of the previous month and since the last report to the Board. The report also includes the status of various projects for each system.

## COVID-19 RESPONSE

In the District's continued response to COVID-19, the field staff has a modified start-time schedule but is maintaining full 8-hour shifts to comply with the requirements of social distancing protocols. The schedule has consisted of employees working independently on maintenance activities for the water systems. When required to work together on leak repairs, they are required to maintain social distancing protocols and wear face coverings when near each other or the public. Cleaning and disinfecting protocols have been instituted for all District vehicles, equipment, and facilities. The modified schedule and cleaning protocols have not caused any issues in completing essential duties for maintaining operations of the water systems.

## DISTRIBUTION, SUPPLY AND PRODUCTION

- Monthly Water Production Summary – Total production from the LPVCWD Wellfield for the month of August was 327.55 AF, of which, 158.25 AF was delivered to Suburban Water Systems. CIWS Well No. 5 produced a total of 169.57 AF in the month of August. The August Monthly Production Report is provided as **Attachment 1**.
- Well Water Levels and Pumping Rates - The latest static water level, pumping water level, and pumping rate for LPVCWD and CIWS are as shown in the table below.

Well	Static Water Level (Ft)	Pumping Water Level (Ft)	Drawdown (Ft)	Current GPM Pumping Rate	Specific Capacity
LPVCWD 2	149	195	46	1420	30.9
LPVCWD 3	145.5	154	8.5	1001	117.8
LPVCWD 5	134	187.57	53.57	2422	45.2
COI 5	100	122	22	1261	57.3



- Monthly Water Conservation – A summary of LPVCWD and CIWS water systems usage for the past 6 months as compared to the calendar year 2013 is shown below.

**LPVCWD Monthly Water Consumption**

Month	2013	2019-20	Difference Current-2013 (%)	Accumulative Difference (%)
February	112.08	111.01	-1.0%	-1.0%
March	135.08	99.91	-26.0%	-13.5%
April	153.73	98.57	-35.9%	-21.0%
May	174.40	135.75	-22.2%	-21.3%
June	185.13	148.08	-20.0%	-21.0%
July	204.48	158.93	-22.3%	-21.2%

**CIWS Monthly Water Consumption**

Month	2013	2019-20	Difference Current-2013 (%)	Accumulative Difference (%)
February	81.62	88.04	7.9%	7.9%
March	99.40	80.30	-19.2%	-5.7%
April	115.82	82.56	-28.7%	-13.4%
May	147.93	109.46	-26.0%	-16.5%
June	152.60	121.43	-20.4%	-17.3%
July	141.36	136.16	-3.7%	-15.0%

**WATER QUALITY / COMPLIANCE**

- Distribution System Monitoring – District Staff collected all required water quality samples from the distribution system for the month of August; approximately 36 samples were collected. All results met State and Federal drinking water quality regulations.
- Source Monitoring – All water quality samples were collected from all the wells, as required. The table below summarizes LPVCWD’s wells current water quality for constituents of concern.

Well Sampled	1,1 DCE	TCE	PCE	Perchlorate	1,4- Dioxane	NDMA	Nitrate
	MCL= 6 ppb	MCL= 5 ppb	MCL= 5 ppb	MCL=6 ppb	NL= 1 ppb	NL= 10 ppt	MCL=10 ppm
<b>LPVCWD 2</b>	ND	38	2.3	25	0.72	50	6.2
<b>LPVCWD 3</b>	ND	ND	ND	8.9	ND	ND	8.8
<b>LPVCWD 5</b>	ND	6.8	0.76	11	ND	9.9	8.3

1. LPVCWD Recycled Water Project

- W. A. Rasic completed the installation of the power meter pedestal and is awaiting SCE final work to connect the power equipment. Staff is working with the District's electrician to identify the needs for a temporary generator to perform testing on the new pump station equipment.
- Staff is continuing to work to finalize the easement agreement with the property owner for access to the electrical transformer.

2. LPVCWD PVOU IZ Project and SZ-South Project

- RC Foster has completed the bridge crossing work at the San Jose Creek for the brine waste line. Staff also assisted with the shut down that was required for the PVOU-IZ booster pumps' discharge piping work.
- Staff met with RC Foster on-site to discuss the efficient pumping design and pipelines for plant operation to both LPVCWD and CIWS as well as the connection to Suburban Water Systems' pipeline.
- Other recent construction activity of the PVOU-IZ Plant includes the continued installation of the GAC support bases, SCE electrical vault and conduits, and completed all of the asphalt paving.

3. LPVCWD & CIWS Distribution Leak Repairs & Maintenance – Over the past several weeks, the field staff has been busy performing service leaks and mainline repairs to the water distribution systems. They have repaired and replaced: nine water service lines, three meter curb stop valves, and repaired one mainline leak.

4. LPVCWD Nitrate Treatment – Staff is currently working with the District's electrician to remove existing electrical in the ISEP building. Staff is also working on clearing all old equipment and supplies from the building. Titan Industrial Metal Corp is preparing to begin their work in the coming weeks to remove all of the ISEP equipment from the building in preparation for the new nitrate treatment system.

5. BPOU New Wastewater Storage – Staff has ordered the two new waste tanks from the vendor and anticipate delivery 3 to 4 weeks. Staff also began the preparation for the installation of the new tanks.

6. LPVCWD Main St. Booster Pump Power Faults – On August 27, 2020, Staff worked with the District's electrician to install powerline isolators on the booster pump equipment. And over the past month, the equipment has performed exceptionally well, minimizing any power interruptions.

# La Puente Valley County Water District

## PRODUCTION REPORT - AUGUST 2020

LPVCWD PRODUCTION	Jan	Feb	Mar	Apr	May	Jun	Jul	Aug	Sep	Oct	Nov	Dec	2020 YTD	2019
Well No. 2	194.96	19.17	6.01	37.77	6.76	6.27	7.44	6.14					284.51	1986.13
Well No. 3	135.90	13.82	4.25	4.63	3.96	4.50	5.32	4.40					176.77	1405.41
Well No. 5	2.09	274.10	307.61	246.06	310.97	303.12	310.43	317.01					2071.40	424.99
Interconnections to LPVCWD	2.24	1.23	2.69	0.67	2.59	3.66	2.92	4.60					20.60	139.67
<b>Subtotal</b>	<b><u>335.19</u></b>	<b><u>308.32</u></b>	<b><u>320.56</u></b>	<b><u>289.13</u></b>	<b><u>324.28</u></b>	<b><u>317.55</u></b>	<b><u>326.11</u></b>	<b><u>332.15</u></b>	<b><u>0.00</u></b>	<b><u>0.00</u></b>	<b><u>0.00</u></b>	<b><u>0.00</u></b>	<b><u>2553.28</u></b>	<b>3956.21</b>
Interconnections to SWS	222.04	196.75	220.62	190.53	186.24	167.94	163.24	158.25					1505.61	2229.53
Interconnections to COI	4.15	0.56	0.03	0.03	2.30	1.53	3.94	2.64					15.18	148.10
Interconnections to Others	0.00	0.00	0.00	0.00	0.00	0.00	0.00	0.00					0.00	0.00
<b>Subtotal</b>	<b><u>226.19</u></b>	<b><u>197.31</u></b>	<b><u>220.65</u></b>	<b><u>190.56</u></b>	<b><u>188.54</u></b>	<b><u>169.47</u></b>	<b><u>167.18</u></b>	<b><u>160.89</u></b>	<b><u>0.00</u></b>	<b><u>0.00</u></b>	<b><u>0.00</u></b>	<b><u>0.00</u></b>	<b><u>1520.79</u></b>	<b>2377.63</b>
<b>Total Production for LPVCWD</b>	<b><u>109.00</u></b>	<b><u>111.01</u></b>	<b><u>99.91</u></b>	<b><u>98.57</u></b>	<b><u>135.75</u></b>	<b><u>148.08</u></b>	<b><u>158.93</u></b>	<b><u>171.25</u></b>	<b><u>0.00</u></b>	<b><u>0.00</u></b>	<b><u>0.00</u></b>	<b><u>0.00</u></b>	<b><u>1032.49</u></b>	<b>1578.58</b>
<b>CIWS PRODUCTION</b>														
<b>COI Well No. 5 To SGVCW B5</b>	81.94	152.20	165.92	170.31	172.54	166.56	174.49	169.57					1253.53	1288.69
<b>Interconnections to CIWS</b>														
SGVWC Salt Lake Ave	0.51	0.58	0.56	0.52	0.57	0.67	0.65	0.80					4.86	10.62
SGVWC Lomitas Ave	81.07	88.10	82.33	82.67	109.00	122.88	134.49	139.27					839.81	1222.84
SGVWC Workman Mill Rd	0.02	0.03	0.07	0.01	0.18	0.01	0.00	0.00					0.32	0.65
Interconnections from LPVCWD	4.15	0.56	0.03	0.03	2.30	1.53	3.94	2.64					15.18	148.10
<b>Subtotal</b>	<b><u>85.75</u></b>	<b><u>89.27</u></b>	<b><u>82.99</u></b>	<b><u>83.23</u></b>	<b><u>112.05</u></b>	<b><u>125.09</u></b>	<b><u>139.08</u></b>	<b><u>142.71</u></b>	<b><u>0.00</u></b>	<b><u>0.00</u></b>	<b><u>0.00</u></b>	<b><u>0.00</u></b>	<b><u>860.17</u></b>	<b>1382.21</b>
Interconnections to LPVCWD	2.24	1.23	2.69	0.67	2.59	3.66	2.92	4.60					20.60	139.67
<b>Total Production for CIWS</b>	<b><u>83.51</u></b>	<b><u>88.04</u></b>	<b><u>80.30</u></b>	<b><u>82.56</u></b>	<b><u>109.46</u></b>	<b><u>121.43</u></b>	<b><u>136.16</u></b>	<b><u>138.11</u></b>	<b><u>0.00</u></b>	<b><u>0.00</u></b>	<b><u>0.00</u></b>	<b><u>0.00</u></b>	<b><u>839.57</u></b>	<b>1242.54</b>

**SP 6 and SP 10  
Nitrate Concentrations  
EPA Method 300.0  
MCL = 10 mg/l**

Nitrate Concentrations May				
Date	SP 10	SP 6	Well	Comments
07/02/2020	8.1	8.1	5	
07/06/2020	8.2	8.2	5	
07/09/2020	8.1	8.0	5	
07/14/2020	7.9	7.6	2&3	
07/16/2020	8.1	8.1	5	
07/21/2020	7.4	7.4	2&3	
07/23/2020	8.2	8.2	5	
07/27/2020	8.1	8.2	5	
08/03/2020	8.3	8.3	5	
08/06/2020	8.2	8.3	5	
08/10/2020	8.0	8.1	5	
08/13/2020	8.1	8.1	5	
08/17/2020	8.0	8.1	5	
08/20/2020	7.8	7.8	2&3	
08/24/2020	8.2	8.2	5	
08/27/2020	8.2	8.2	5	

AVERAGE	8.1	8.1
MINIMUM	7.4	7.4
MAXIMUM	8.3	8.3

NOTES:

All units reported in milligrams per liter (mg/l)

MCL = Maximum Contaminant Level



112 N First St.  
La Puente, CA 91744

**Enclosure 1**